



Foot Health Facts

Healthy Feet for an Active Life

THE OFFICIAL CONSUMER WEBSITE OF



American College of Foot and Ankle Surgeons®

[Home](#) » [Foot & Ankle Conditions](#) » [Hammer toe](#)

[A A A](#) | [Print](#) | [Share](#)

[A](#) | [B](#) | [C](#) | [D](#) | [E](#) | [F](#) | [G](#) | [H](#) | [I](#) | [J](#) | [L](#) | [M](#) | [N](#) | [O](#) | [P](#) | [R](#) | [S](#) | [T](#) | [U](#) | [V](#) | [W](#) | [Y](#)

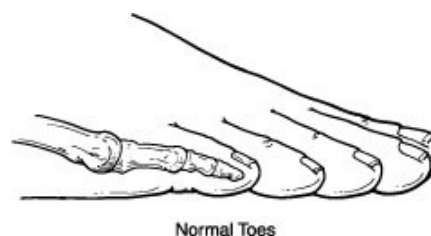
Hammer toe

What Is Hammer toe?

Hammer toe is a contracture (bending) deformity of one or both joints of the second, third, fourth or fifth (little) toes. This abnormal bending can put pressure on the toe when wearing shoes, causing problems to develop.

Hammer toes usually start out as mild deformities and get progressively worse over time. In the earlier stages, hammer toes are flexible and the symptoms can often be managed with noninvasive measures. But if left untreated, hammer toes can become more rigid and will not respond to nonsurgical treatment.

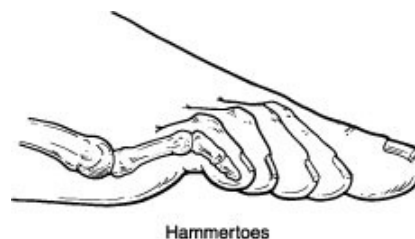
Because of the progressive nature of hammer toes, they should receive early attention. Hammer toes never get better without some kind of intervention.



Causes

The most common cause of hammer toe is a muscle/tendon imbalance. This imbalance, which leads to a bending of the toe, results from mechanical (structural) or neurological changes in the foot that occur over time in some people.

Hammer toes may be aggravated by shoes that do not fit properly. A hammer toe may result if a toe is too long and is forced into a cramped position when a tight shoe is worn. Occasionally, hammer toe is the result of an earlier trauma to the toe. In some people, hammer toes are inherited.



Symptoms

Common symptoms of hammer toes include:

- Pain or irritation of the affected toe when wearing shoes.
- Corns and calluses (a buildup of skin) on the toe, between two toes or on the ball of the foot. Corns are caused by constant friction against the shoe. They may be soft or hard, depending on their location.
- Inflammation, redness or a burning sensation
- Contracture of the toe
- In more severe cases of hammer toe, open sores may form.

Diagnosis

Although hammer toes are readily apparent, to arrive at a diagnosis, the foot and ankle surgeon will obtain a thorough history of your symptoms and examine your foot. During the physical examination, the doctor may attempt to reproduce your symptoms by manipulating your foot and will study the contractures of the toes. In addition, the foot and ankle surgeon may take x-rays to determine the degree of the deformities and assess any changes that may have occurred.

Hammer toes are progressive—they do not go away by themselves and usually they will get worse over time. However, not all cases are alike—some hammer toes progress more rapidly than others. Once your foot and ankle surgeon has evaluated your hammer toes, a treatment plan can be developed that is suited to your needs.

Nonsurgical Treatment

There is a variety of treatment options for hammer toe. The treatment your foot and ankle surgeon selects will depend on the severity of your hammer toe and other factors.

A number of nonsurgical measures can be undertaken:

- **Padding corns and calluses.** Your foot and ankle surgeon can provide or prescribe pads designed to shield corns from irritation. If you want to try over-the-counter pads, avoid the medicated types. Medicated pads are generally not recommended because they may contain a small amount of acid that can be harmful. Consult your surgeon about this option.
- **Changes in footwear.** Avoid shoes with pointed toes, shoes that are too short, or shoes with high heels—conditions that can force your toe against the front of the shoe. Instead, choose comfortable shoes with a deep, roomy toebox and heels no higher than two inches.
- **Orthotic devices.** A custom orthotic device placed in your shoe may help control the muscle/tendon imbalance. Injection therapy. Corticosteroid injections are sometimes used to ease pain and inflammation caused by hammer toe.
- **Medications.** Oral nonsteroidal anti-inflammatory drugs (NSAIDs), such as ibuprofen, may be recommended to reduce pain and inflammation. Splinting/strapping. Splints or small straps may be applied by the surgeon to realign the bent toe.

When Is Surgery Needed?

In some cases, usually when the hammer toe has become more rigid and painful or when an open sore has developed, surgery is needed.

Often, patients with hammer toe have bunions or other foot deformities corrected at the same time. In selecting the procedure or combination of procedures for your particular case, the foot and ankle surgeon will take into consideration the extent of your deformity, the number of toes involved, your age, your activity level and other factors. The length of the


recovery period will vary, depending on the procedure or procedures performed.

Copyright © 2018 American College of Foot and Ankle Surgeons (ACFAS), All Rights Reserved.

[Privacy Statement](#) | [Disclaimer](#) | [Terms and Conditions](#) | [Site Map](#)

8725 West Higgins Road, Suite 555, Chicago, IL 60631-2724

Phone: (773) 693-9300 | (800) 421-2237 | Fax: (773) 693-9304 | E-mail [ACFAS](#)

Printed from FootHealthFacts.org, the patient education website of the  **American College of Foot and Ankle Surgeons®**